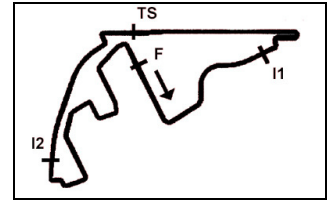


Yas Marina Circuit, Length: 5554 m

FIA REGNR:1GT1-ARE120410



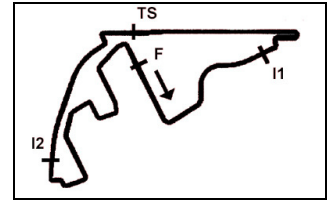
GT1 World Championship

Lap analysis: Qualifying 1

Lap	Time	SE1	SP1	SE2	SP2	SE3	SP3	TSP	Lap	Time	SE1	SP1	SE2	SP2	SE3	SP3	TSP
1 Andrea Bertolini, / Michael Bartels, theoretical besttime: 2:07.690									3	2:08.070	26.195	49.948	241	51.927	170	258	
1	4:19.306	2:31.164		52.672	220	55.470	170	216	4	2:25.840	26.296		55.433	217	1:04.111		209
2	2:08.329	26.530		50.252	233	51.547	171	253									
2 Enrique Bernoldi, / Miguel Ramos, theoretical besttime: 2:07.763									3	2:07.763	26.009	50.614	240	51.140	169	261	
1	4:08.670	2:18.501		56.339	212	53.830	168	209	4	2:37.300	31.361		1:01.858	212	1:04.081		134
2	2:09.169	26.781		50.926	238	51.462	169	260									
3 Karl Wendlinger, / Henri Moser, theoretical besttime: 2:08.573									5	2:12.724	27.163		52.227	222	53.334	171	241
1	5:47.718	3:59.163		54.381	207	54.174	169	204	6	2:09.030	26.432		50.548	233	52.050	170	251
2	2:09.873	26.787		50.270	237	52.816	171	255	7	2:25.275	26.584		55.662	195	1:03.029		173
3	2:08.652	26.359		50.349	231	51.944	258										
4	2:08.938	26.363		50.604	228	51.971	170	255									
4 Seiji Ara, / Max Nilsson, theoretical besttime: 2:08.607									5	2:19.203	30.977		52.007	232	56.219	171	241
1	2:34.784	46.619		53.141	213	55.024	173	234	6	2:08.610	26.452		49.744	238	52.414	172	265
2	2:09.226	26.571		50.244	236	52.411	173	263	7	2:25.413	26.729		52.146	189	1:06.538		259
3	2:20.440	26.680		51.383	229	1:02.377		226									
4	4:03.167	2:02.793		1:03.664	225	56.710	128	220									
5 Thomas Mutsch, / Romain Grosjean, theoretical besttime: 2:08.187									4	2:09.769	26.698		50.648	238	52.423	173	259
1	7:21.654	5:32.619		55.509	212	53.526	173	219	5	2:16.941	26.589		50.684	248	59.668	173	260
2	2:08.463	26.671		50.190	250	51.602	172	255	6	2:26.482	26.829		59.776	177	59.877		155
3	2:13.863	26.395		50.610	251	56.858	172	263									
6 Natacha Gachnang, / Cyndie Allemann, theoretical besttime: 2:09.696									5	2:13.167	27.091		51.243	245	54.833	172	265
1	3:47.430	1:41.392		59.352	173	1:06.686		227	6	2:09.964	26.828		50.697	234	52.439	167	259
2	2:46.409	1:00.786		52.465	243	53.158	167	260	7		28.169						262
3	2:11.533	26.894		50.798	247	53.841	166	258									
4	2:10.086	26.616		50.641	243	52.829	157	256									
7 Darren Turner, / Tomas Enge, theoretical besttime: 2:08.143									4	2:15.399	26.659		51.050	220	57.690	172	232
1	7:07.569	5:12.533		56.900	185	58.136		206	5	2:35.270	27.669		1:03.871	172	1:03.730		138
2	5:13.488	3:29.196		52.372	226	51.920	172	207									
3	2:08.143	26.341		50.163	248	51.639	171	262									
8 Christoffer Nygaard, / Stefan Mücke, theoretical besttime: 2:09.535									4	2:09.629	26.453		50.537	245	52.639	170	263
1	2:52.566	57.102		55.393	224	1:00.071		199	5	2:14.610	27.194		50.912	229	56.504		248
2	4:19.633	2:16.292		1:02.254	201	1:01.087	169	185	6	4:04.846	1:56.379		1:01.174	162	1:07.293		208
3	2:10.085	26.625		50.443	247	53.017	170	260									
9 Frederic Makowiecki, / Philippe Dumas, theoretical besttime: 2:07.705									3	2:17.412	27.706		53.578	219	56.128		214
1	7:30.117	5:39.844		56.412	230	53.861	171	230									
2	2:07.705	26.166		49.948	247	51.591	171	267									
10 Clivio Piccione, / Jonathan Hirschi, theoretical besttime: 2:09.046									5	2:13.813	26.854		52.128	220	54.831	169	249
1	4:38.831	2:49.082		54.421	213	55.328	168	212	6	2:10.539	26.349		50.771	235	53.419	170	261
2	2:10.161	26.713		50.803	226	52.645	170	256	7	2:29.767	26.350		54.548	135	1:08.869		252
3	2:09.046	26.181		50.450	230	52.415	169	263									
4	2:10.046	26.187		50.632	245	53.227	168	264									

Yas Marina Circuit, Length: 5554 m

FIA REGNR:1GT1-ARE120410



GT1 World Championship

Lap analysis: Qualifying 1

Lap	Time	SE1	SP1	SE2	SP2	SE3	SP3	TSP	Lap	Time	SE1	SP1	SE2	SP2	SE3	SP3	TSP
11	Xavier Maassen, / Alex Müller,								theoretical besttime: 2:08.049								
1	10:50.092	8:57.478		57.689	198	54.925	170	218	4	2:08.325	26.435		50.444	236	51.446	172	259
2	2:08.748	26.669		50.533	237	51.546	170	257	5	2:55.409	31.610		1:09.174	130	1:14.625		149
3	2:08.049	26.417		50.197	238	51.435	171	257									

12	Mika Salo, / Pertti Kuismanen,								theoretical besttime: 2:07.992								
1	11:03.081	9:09.138		1:00.274	211	53.669	169	168	3	2:08.078	26.335		50.328	245	51.415	170	261
2	2:14.719	26.861		50.655	243	57.203	170	259	4	2:16.992	26.249		50.349	238	1:00.394		261

13	Andreas Zuber, / Marc Hennerici,								theoretical besttime: 2:06.780								
1	2:43.387	52.478		52.968	200	57.941	173	224	5	5:36.845	3:52.910		51.365	233	52.570	172	245
2	2:09.055	26.797		50.000	233	52.258	173	267	6	2:06.780	26.069		49.620	245	51.091	175	266
3	2:08.387	26.403		50.156	244	51.828	174	269	7	2:47.538	29.971		1:09.456	126	1:08.111		146
4	2:15.091	26.959		50.484	239	57.648		262									

14	Mike Hezemans, / Andrea Piccini,								theoretical besttime: 2:16.016								
1	13:30.098	11:40.80		54.620	216	54.676	173	196	3	2:20.320	26.350		49.959	246	1:04.011		263
2	2:16.352	26.408		50.237	237	59.707	169	260									

22	Warren Hughes, / Jamie Campbell-Walter,								theoretical besttime: 2:09.062								
1	7:34.997	5:38.708		59.220	205	57.069	171	207	4	2:09.446	26.230		50.521	249	52.695	171	264
2	2:10.241	26.620		51.151	237	52.470	164	258	5	2:17.630	28.655		53.589	237	55.386	171	233
3	2:09.811	26.841		50.659	241	52.311	173	262	6	2:32.391	26.251		56.607	145	1:09.533		257

23	Michael Krumm, / Peter Dumbreck,								theoretical besttime: 2:08.069								
1	2:38.949	47.085		56.780	219	55.084	171	214	5	4:46.548	2:58.103		54.660	218	53.785	173	220
2	2:08.604	26.526		50.296	241	51.782	173	262	6	2:13.517	26.914		51.736	237	54.867	175	258
3	2:08.287	26.204		50.083	242	52.000	173	267	7	2:38.079	26.297		1:02.958	122	1:08.824		188
4	2:18.533	28.833		51.830	228	57.870		252									

24	Peter Kox, / Christopher Haase,								theoretical besttime: 2:07.852								
1	3:20.464	1:30.074		55.147	193	55.243	171	208	5	3:48.104	1:58.547		56.043	213	53.514	171	223
2	2:10.867	27.086		50.804	222	52.977	170	254	6	2:08.090	26.545		50.045	236	51.500	171	260
3	2:10.394	26.816		50.863	227	52.715	170	258	7	2:25.971	26.307		52.718	223	1:06.946		212
4	2:16.392	26.929		51.509	209	57.954		233									

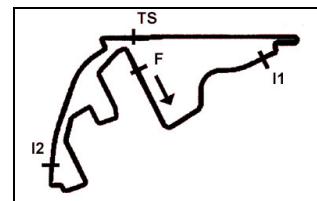
25	Ricardo Zonta, / Rafael Daniel,								theoretical besttime: 2:09.077								
1	2:45.187	56.014		53.531	213	55.642	169	217	5	4:02.231	2:10.615		55.781	208	55.835	167	223
2	2:10.261	27.023		50.480	226	52.758	168	255	6	2:11.191	27.378		51.485	230	52.328	168	257
3	2:12.925	26.783		50.842	227	55.300	168	262	7	2:19.992	26.269		50.731	225	1:02.992		260
4	2:16.672	26.561		51.534	207	58.577		260									

33	Alexander Margaritis, / Altfred Heger,								theoretical besttime: 2:08.409								
1	2:59.308	1:08.821		56.389	218	54.098	168	227	5	2:08.494	26.294		50.346	244	51.854	168	262
2	2:09.830	26.590		51.110	234	52.130	168	262	6	2:13.872	26.209		50.515	247	57.148		261
3	2:09.231	26.521		50.852	243	51.858	168	262	7	5:18.830	3:15.825		59.395	201	1:03.610		181
4	2:10.732	26.419		50.514	220	53.799	167	262									

34	Matteo Bobbi, / Bert Longin,								theoretical besttime: 2:08.682								
1	4:25.753	2:36.207		55.072	191	54.474	169	198	4	2:09.024	26.553		50.592	239	51.879	167	259
2	2:09.613	27.274		50.560	233	51.779	168	250	5	2:23.083	30.399		53.728	213	58.956		220
3	2:08.787	26.658		50.524	242	51.605	168	259	6	5:40.685	3:31.318		58.261	136	1:11.106		228

Yas Marina Circuit, Length: 5554 m

FIA REGNR:1GT1-ARE120410



GT1 World Championship

Lap analysis: Qualifying 1

Lap	Time	SE1	SP1	SE2	SP2	SE3	SP3	TSP	Lap	Time	SE1	SP1	SE2	SP2	SE3	SP3	TSP
37	Thomas Jäger, / Marc Basseng,								theoretical besttime: 2:08.352								
1	3:05.819	1:15.512		54.804	220	55.503	173	213	4	6:12.277	4:19.182		56.114	211	56.981	170	228
2	2:08.933	27.061		50.252	232	51.620	171	258	5	2:08.798	26.667		50.491	234	51.640	169	255
3	2:13.741	26.480		50.712	237	56.549		257	6	2:34.299	26.731		58.431	164	1:09.137		173
38	Nicky Pastorelli, / Dominik Schwager,								theoretical besttime: 2:10.527								
1	2:53.112	1:02.059		55.774	205	55.279	167	193	5	2:17.592	27.149		51.433	226	59.010		249
2	2:11.178	27.444		51.227	220	52.507	169	252	6	4:09.485	2:22.179		54.139	232	53.167	165	203
3	2:10.628	26.793		51.253	235	52.582	167	254	7	2:29.042	26.958		54.656	199	1:07.428		200
4	2:10.651	26.808		51.243	228	52.600	166	253	8	57:29.234							
40	Bas Leinders, / Maxime Martin,								theoretical besttime: 2:08.289								
1	3:31.455	1:42.604		53.984	204	54.867	170	222	5	2:13.344	26.643		52.560	210	54.141	172	224
2	2:09.844	26.962		51.152	230	51.730	171	250	6	2:08.322	26.313		50.275	241	51.734	171	267
3	2:08.598	26.449		50.397	241	51.752	170	260	7	2:28.977	28.183		59.728	121	1:01.066	171	221
4	2:08.701	26.667		50.333	241	51.701	171	265	8	2:43.629	26.376		1:04.825	154	1:12.428		127
41	Markus Palmtala, / Renaud Kuppens,								theoretical besttime: 2:08.672								
1	4:13.459	2:19.084		58.075	202	56.300	170	198	5	2:08.861	26.670		50.117	236	52.074	170	260
2	2:10.403	27.340		50.599	219	52.464	172	243	6	2:19.836	28.973		55.019	212	55.844	173	214
3	2:08.737	26.735		50.069	226	51.933	171	261	7	2:16.821	26.840		50.277	239	59.704		261
4	2:13.215	27.229		53.129	229	52.857	173	215									